



Office of International Students and Scholars

INTERNATIONAL CENTER | Serra Hall 315
 5998 Alcala Park, San Diego, CA 92110-2492
 Phone: (619) 260-4598
 Fax: (619) 260-4170
<http://www.sandiego.edu/oiss>

Executive Summary: Fall 2012 Statistical Report

The University of San Diego is committed to actively promoting awareness, appreciation, and respect for the complexity of cultural, political, environmental, and social issues worldwide while creating a campus environment that builds theoretical and practical skills needed to interact effectively in today's global society. The Fall 2012 Statistical Report includes enrollment of international students and exchange visitors at the University of San Diego. Note that only those who require visas to enter the United States and have met the check-in requirement are included.

BREAKDOWN ACCORDING TO CATEGORY	COUNT
Undergraduates	285
Graduate Students	146
Exchange Students*	63
Professors	1
Visiting Scholars/Researchers	12
Students on OPT**	51
English Language Academy Students	97
Dependents***	8
GRAND TOTAL	664

BREAKDOWN ACCORDING TO VISA	COUNT
F-1 Students	558
F-3 Commuter Students	1
J-1 Students / Scholars	83
Students on Other Visa Types	14
F-2 Dependents	0
J-2 Dependents	8
GRAND TOTAL	664

Number of Countries Represented = 71

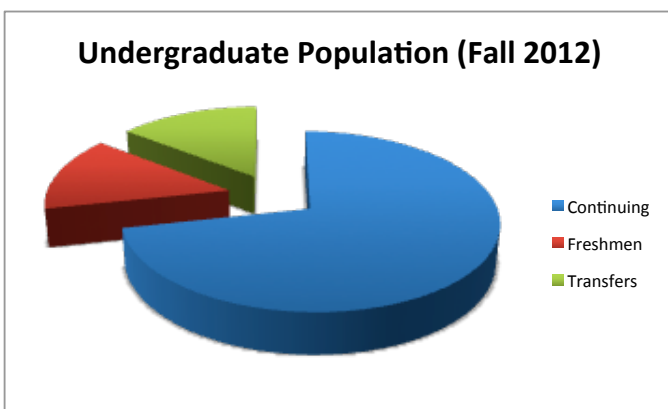
Top 5 Countries (Undergraduate)

1. Saudi Arabia
2. Kuwait
3. Mexico
4. China
5. United Arab Emirates

Top 5 Countries (Graduate)

1. China
2. Mexico
3. Germany
4. India
5. Canada

BREAKDOWN ACCORDING TO CATEGORY	FA 2011	FA 2012	% CHANGE
Undergraduates	258	285	10%
Graduate Students	116	146	26%
Exchange Students	67	64	-4%
Professors	8	1	-88%
Visiting Scholars/ Researchers	7	12	71%
Students on OPT	51	51	0%
English Language Academy Students	101	97	-4%
Dependents	10	8	-20%
GRAND TOTAL	618	664	7%



New Freshmen - 40
 New Transfers - 41

*Students that attend USD for a semester or a year on an exchange program

**OPT - stands for Optional Practical Training, a benefit extended to students on F-1 visas in which they are authorized to work for up to a year in the U.S. while still on a student visa with USD

***Primarily dependents of scholars on a J-1 visa



Office of International Students and Scholars

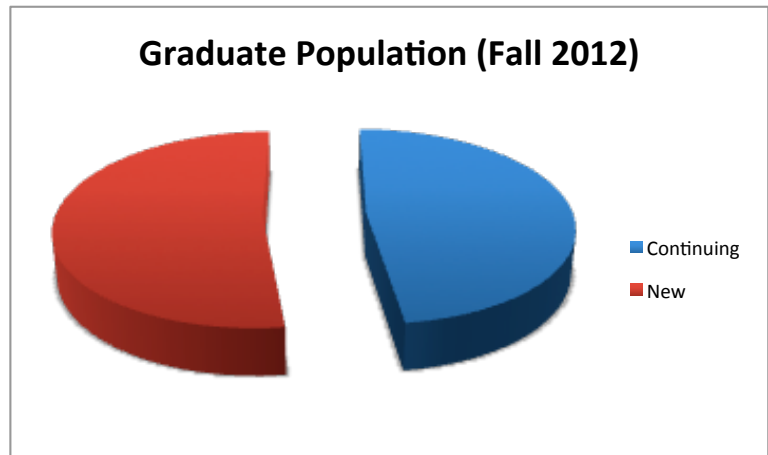
INTERNATIONAL CENTER | Serra Hall 315
 5998 Alcalá Park, San Diego, CA 92110-2492
 Phone: (619) 260-4598
 Fax: (619) 260-4170
<http://www.sandiego.edu/oiss>

Top Undergraduate Majors:

1. B.B.A. Finance
2. B.B.A. Business Administration
3. B.S./B.A. Industrial and Systems Engineering
4. Bachelor of Accountancy
5. B.B.A. Marketing
6. B.S./B.A. Electrical Engineering
7. B.A. Communication Studies

Top Graduate Programs:

1. LL.M. Comparative Law
2. Master of Business Administration (MBA)
3. M.S. in Accountancy International MBA (IMBA)
4. M.Ed. Literacy, Culture, TESOL
5. M.A. in Peace and Justice Studies



New Students = 76
 Continuing = 70

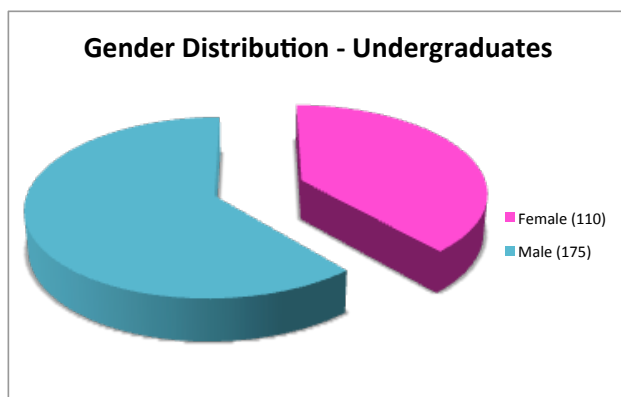
Exchange Program Statistics

Most Popular Feeder Countries for Exchange Students

1. Spain
2. France
3. Germany

GENDER DISTRIBUTION (Exchanges)

Males: 51%
 Females: 49%



SCHOOLS/DEPARTMENTS THAT ACTIVELY SPONSOR VISITING SCHOLARS AND PROFESSORS

1. School of Business
2. School of Law
3. Institute for Peace & Justice
4. SOLES
5. Transborder Institute
6. Department of Marine Science
7. Department of Communications
8. Department of Languages and Literature

